

Military License Plate Application

Military members, veterans, and spouses or family members can apply for a military license plate. For fee information, contact any vehicle licensing office or visit dol.wa.gov.

To get service award or veterans remembrance emblems use form TD-420-075, [Veteran/Military Service Award Emblem Application](#).

Step 1 – Owner/Vehicle Information

PRINT or TYPE Name of registered owner		Claim # or Social Security # (DAV applicants only)		
Mailing address (Street address or PO Box, City, State, ZIP code)				
(Area code) Daytime telephone		Email		
Current Washington license plate	Tab expiration: Month/Year	Vehicle Identification Number (VIN)	Year	Make
Vehicle plate type <input type="checkbox"/> Car or truck <input type="checkbox"/> Motorcycle <input type="checkbox"/> Trailer plate–large <input type="checkbox"/> Trailer plate–small				

Step 2 – Select a Plate

Attach required documents and applicable fees in a check or money order, payable to Department of Licensing.

- **Plates available from Special Plate Unit** (mail only) – Send to: **Special Plate Unit, Dept of Licensing, PO Box 9909, Olympia, WA 98507-8500**
- **Plates available at vehicle licensing offices** – Take or mail this form to any vehicle licensing office

Plates with an * are not available as trailer plates.

Plate type	What supporting documents do I need to provide?	Where can I get the plate?	Can I personalize the plate?
<input type="checkbox"/> Gold Star*	Letter from Dept of Veteran Affairs (dva.wa.gov)	Special Plate Unit	Yes
<input type="checkbox"/> Medal of Honor*	DD214 or letter from Dept of Veteran Affairs	Special Plate Unit	No
<input type="checkbox"/> Disabled American veteran* <input type="checkbox"/> Tab only	Rating letter from Dept of Veteran Affairs	Special Plate Unit	No
<input type="checkbox"/> Former prisoner of war* <input type="checkbox"/> Tab only	DD214 or letter from Dept of Veteran Affairs	Special Plate Unit	No
<input type="checkbox"/> Purple Heart*	Copy of DD214	Special Plate Unit	Yes
<input type="checkbox"/> Military Affiliate Radio System* (MARS)	Copy of MARS license	Special Plate Unit	No
<input type="checkbox"/> Pearl Harbor survivor*	Copy of DD214	Vehicle licensing office	No

Complete this section ONLY if applying for an Armed Forces plate

<input type="checkbox"/> Armed forces – U.S. flag background (select branch and free decal below)	Copy of DD214, military ID, or signed Declaration of Fact (see Step 3)	Vehicle licensing office	Yes
Branch shown on plate – Armed forces plate ONLY (select one) <input type="checkbox"/> Army <input type="checkbox"/> Navy <input type="checkbox"/> Air Force <input type="checkbox"/> Marines <input type="checkbox"/> Coast Guard <input type="checkbox"/> National Guard			
Free decal – Armed forces plate ONLY (select one) <input type="checkbox"/> Veteran <input type="checkbox"/> Disabled veteran <input type="checkbox"/> Army retired <input type="checkbox"/> Retired <input type="checkbox"/> Army Guard <input type="checkbox"/> Active duty <input type="checkbox"/> Air Guard <input type="checkbox"/> Fallen hero <input type="checkbox"/> Reserves <input type="checkbox"/> Gold Star <input type="checkbox"/> Family			

Step 3 – Declaration of Fact




I certify that I am eligible for a military license plate because I am:	
<input type="checkbox"/> Veteran	<input type="checkbox"/> Active duty military
<input type="checkbox"/> Reservist	<input type="checkbox"/> National Guard member
<input type="checkbox"/> Family member of a deceased veteran	<input type="checkbox"/> Family member of a qualified veteran or military member
_____	X _____
Date and place (city or county) signed	Applicant signature

Step 4 – Personalized Plate (complete ONLY if requesting a personalized plate)

Personalized plate instructions

- Check to see if your plate is available at dol.wa.gov. Certain letter and number combinations are not allowed.
- List plate choice in order of preference.
- Characters:
 - You can use letters, numbers, dashes, or spaces. You cannot use unusual characters: #, %, &, @, etc. Spaces and dashes are considered characters; leave a box empty to indicate a space.
 - Clearly show the letter or number characters “I,” “1,” “O,” or “0” (zero). Because of similarities with “I” or “1” and “O” or “0” (zero), we treat them as the same. If one version already exists, you won’t be able to use the other. For example, ROOT = R00T and SING = S1NG.
 - Enter the meaning of the plate
- Unacceptable plates include those which may be: sexual or vulgar in nature; blasphemous; misleading; related to illegal substances; implying ethnic, lifestyle, or gender slurs; or are contrary to our mission to promote highway safety.
- Complaints may result in the cancellation of a personalized plate.
- We will make the plate exactly as indicated on the application.
- Allow at least 8 weeks to receive your plates.

Standard-size plates have 1–7 characters; motorcycle and small trailer plates have 1–6 characters.

Plate choices		
<p>1.</p>  <p>Meaning:</p> <hr/>	<p>2.</p>  <p>Meaning:</p> <hr/>	<p>3.</p>  <p>Meaning:</p> <hr/>

Step 5 – Disabled Parking Privilege

If you also require disabled parking privileges, complete the [Disabled Parking Application for Individuals](#) (form TD-420-073).

Mail the following to the Special Plate Unit:

- Completed Military License Plate Application and required documents
- Completed Disabled Parking Application for Individuals
- Signed authorization from your healthcare provider
- Applicable fees in a check or money order, payable to Department of Licensing

Special Plate Unit
Department of Licensing
PO Box 9909
Olympia, WA 98507-8500

NOTE: You may have other disabled parking options, contact Customer Service at (360) 902-3770 for additional information.